

INSTALLATION INSTRUCTIONS

Waste Disposal Air Switch

Product Numbers 2822/2824/2834/2835



DESCRIPTION

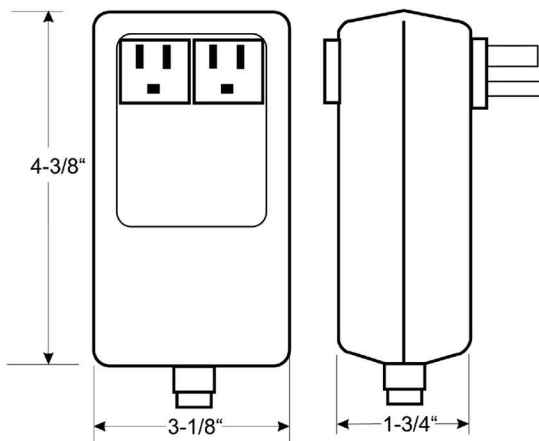
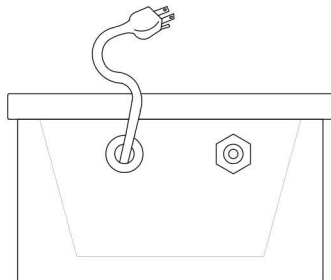
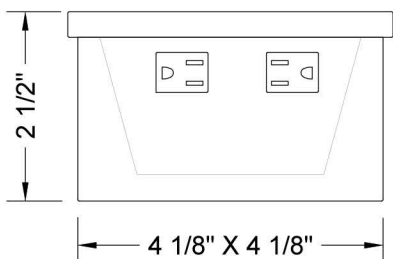
The Waste Disposal Air Switch is a simple and convenient remote on/off air switch. The unit plugs into any standard household wall receptacle. Any 120V, 1HP motor can be plugged directly into the receptacle. Pressing a remote AIR BUTTON will alternately activate or deactivate two pieces of equipment.

BUTTON CONTROL DISTANCE STANDARD

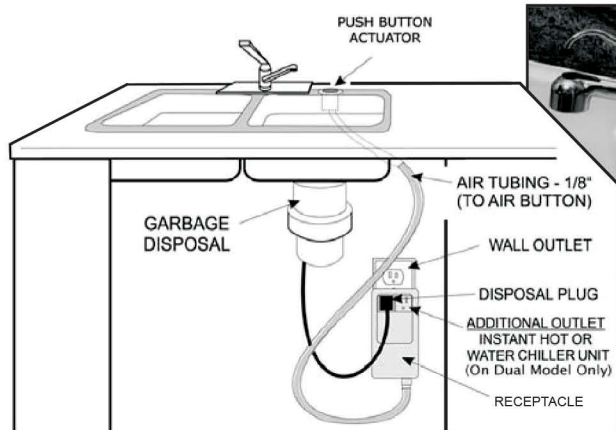
#4	#10	#15
N/A	15ft	15ft

2834/2835

2822/2824



TYPICAL INSTALLATION



This is designed to temporarily shut off instant-hot/water chiller while disposal is in operation to prevent circuit interruption.

REV. 8/25/15

IMPORTANT SAFETY INSTRUCTIONS READ AND FOLLOW ALL INSTRUCTIONS

1. A pressure wire connector is provided on metallic enclosures to permit connections of a minimum No. 8 AWG solid copper bonding conductor between any metal equipment, metal enclosures of electrical equipment, metal water pipe, or conduit within 5 feet (1.5 m) of the unit as needed to comply with local requirements. Polymeric enclosures are supplied with an internal equipment ground bar.
2. THIS CONTROL MUST BE FACTORY INSTALLED OR INSTALLED BY A LICENSED ELECTRICIAN ACCORDING TO STATE, NATIONAL AND LOCAL ELECTRICAL CODE AND THE INSTRUCTIONS.
3. Use copper conductors only.
4. DANGER - To reduce the risk of injury do not permit children to use this product unless they are closely supervised at all times.
5. Install to provide drainage of compartment for electrical components.
6. A ground-fault circuit interrupter (GFCI) designated line is to be installed in accordance with National Electrical Code, the Canadian Electrical Code and all local codes in effect at the time of installation. When unit is provided with a GFCI, the GFCI must be tested monthly. To conduct the test the unit must be operating. Push the test button. The unit should stop operating and the reset button should appear. Push the reset button. The unit should now operate normally. If the interrupter fails to operate in this manner, there is a ground current flowing, indicating the possibility of electric shock. Disconnect the power until the fault has been corrected.
7. The electrical supply for this product must include a suitably rated switch or circuit breaker to open all ungrounded supply conductors to comply with Section 422-20 of the National Electrical Code, ANSI/NFPA 70-1987. The disconnect must be readily accessible to the tub occupant but installed at least 5 feet (1.5 m) from tub water.
8. No electrical appliance may be placed within a 5 foot reach path from the water's edge.
9. Use only non-conductive tubing to connect any air actuator.