

## DESCRIPTION

- Metal construction with Chrome plated finish
- Pressure balancing cycle valve design with 1/4 turn stops
- 1/2" CC connections
- Contains stationary showerhead, hand-held shower with non-positive pause, 69" metal hose, 30" slide bar, drop ell, mounting hardware, Posi-Temp® valve trim, and Three-Function valve trim

### Slide bar is NOT DESIGNED TO BE A GRAB BAR

- Vandal resistant lever handles, shower head, and showerarm flange
- Easy cleaning rubber nozzles
- Red and blue durable plastic temperature indicators

## OPERATION

- Temperature and transfer valves both have ADA compliant lever style handles
- Temperature handle operates counterclockwise through a 270° arc with off at 6 o'clock, and the maximum hot at the 9 o'clock position
- Adjustable temperature limit stop
- Pressure balancing mechanism maintains selected discharge temperature to  $\pm 2^\circ$
- Handshower contains integrated backflow prevention


## FLOW

- **T9342** Showerhead/Handshower: (2.5 gpm/9.5 L/min) maximum at 80 psi - Chrome finish
- **T9342EP15** Showerhead/Handshower: (1.5 gpm/5.7 L/min) maximum at 80 psi - Chrome finish, **WaterSense® certified**

## CARTRIDGE

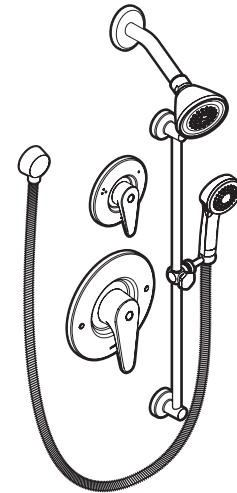
- Pair with a brass Posi-Temp® rough-in valve:
- 8370HD\*: 1/2" CC connection without integral stops
- 8371HD\*: 1/2" CC connection with integral stops
- 8372HD\*: 1/2" IPS connection with integral stops
- 8373HD\*: 1/2" PEX connection with integral stops
- 8374HD\*: 1/2" CPVC connection with integral stops
- 8375HD\*: 1/2" UPONOR connection with integral stops
- \* Includes the 1222HD Brass Posi-Temp® Cartridge
- Nonmetallic/nonferrous and stainless steel materials
- Also requires the 3360 3-function transfer rough-in valve; valve operates 3 distinct functions but can be plumbed for 2 distinct functions
- Accommodates back to back installations

## STANDARDS

- Third party certified to: WaterSense® (only applies to 1.5 gpm), ASME A112.18.1/CSA B125.1 and all applicable requirements referenced therein
- ADA  for lever handles

## WARRANTY

- Warranted for 5 years against material or manufacturing defects

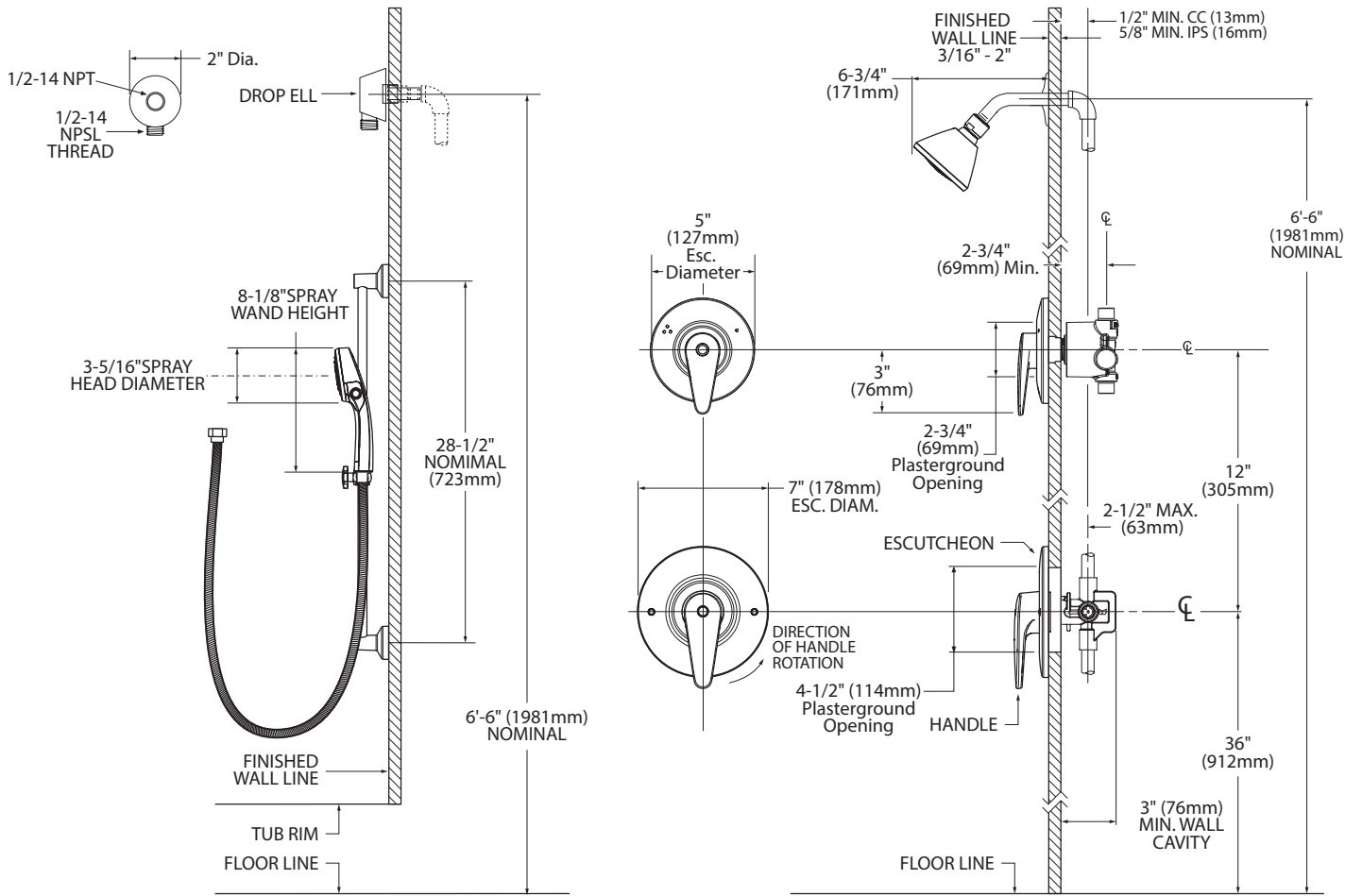


## M-Dura™ Commercial Three-Function Shower System

Models: T9342 series



Certified by  
IAPMO R&T



**CRITICAL DIMENSIONS**

(DO NOT SCALE)